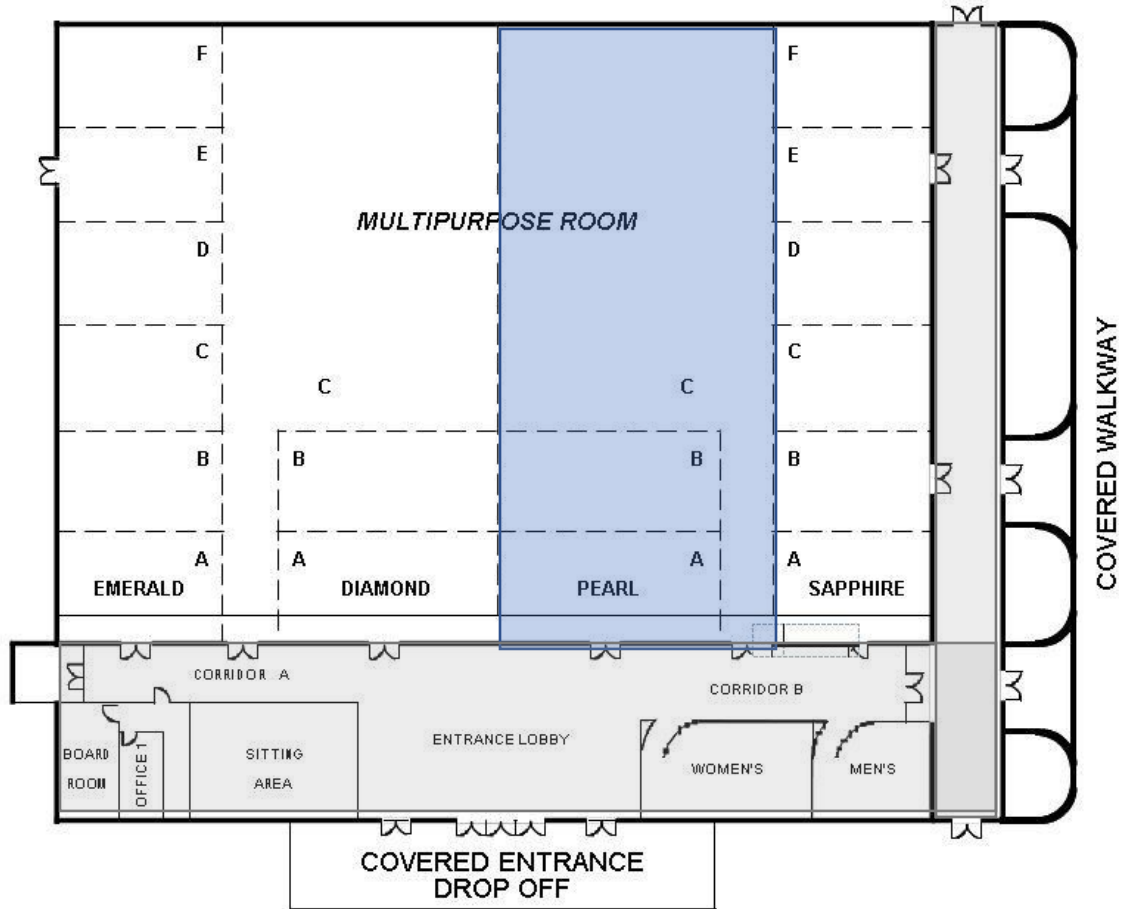


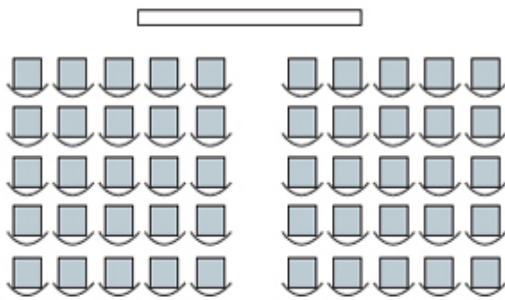
## Pearl Room Diagram



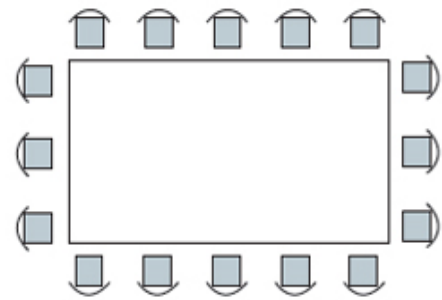
Room/Section	WxL	Sq. Ft	Banquet	Reception	Theatre	Classroom	U-Shape	Hollow Square	Boardroom	Exhibit 8x10	Exhibit 10x10
Full Pearl	55' x 124'	6,820	567	682	757	284	195	164	164	43	34
Section A	44' x 24'	1,056	88	106	117	44	30	25	25	7	5
Section B	44' x 20'	880	73	88	98	37	25	21	21	6	4
Section C	55' x 80'	4,000	366	440	468	183	126	106	106	28	22
Sections A & B	44' x 44'	1,936	161	194	215	81	55	46	46	12	10

# Seating Diagram

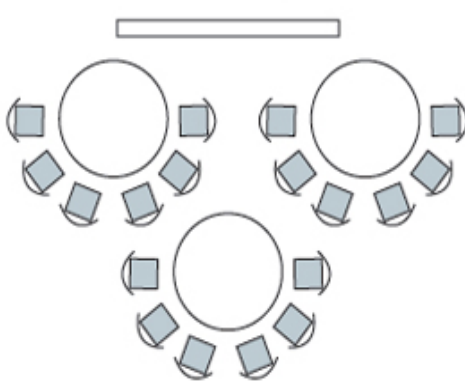
Theatre Style



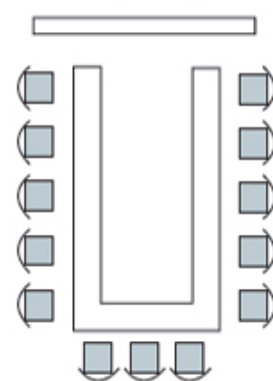
Boardroom Style



Cabaret Style



U-shaped Style



Classroom Style

